



District Report Card: 2017


State: Meghalaya	District: West Jaintia Hills
Class: 3	Subject: Language
Schools: 60	Students: 869


Participation/Coverage


Students

 GENDER	Boys		Girls	
	Number	%	Number	%
	386	44.42	483	55.58

 AREA	Rural		Urban	
	Number	%	Number	%
	794	91.37	75	8.63

 CATEGORY	SC		ST		OBC		GEN	
	Number	%	Number	%	Number	%	Number	%
	0	0.00	869	100.00	0	0.00	0	0.00

 CWSN	LD	VI	HI	S&LD	ID	Oth
	0	4	1	1	2	4

 Management	Government		Government-aided	
	Number	%	Number	%
	408	46.95	461	53.05

Average Performance of Students in Language (%)

Overall	Gender		Area		Management		Social Group			
	Male	Female	Rural	Urban	Govt.	Aided	SC	ST	OBC	GEN
49.86	47.62	51.65	49.87	49.69	51.85	48.10	0.00	49.86	0.00	0.00

Performance on Learning Outcomes (LOs)

Learning Outcomes	Description	Average Performance(%)
L304	Reads small texts with comprehension i.e., identifies main ideas, details, sequence and draws conclusions	51.68
L312	Reads printed scripts on the classroom walls: poems, posters, charts etc.	46.21

Range of Performance of Students who Answered Correctly							
Below 30%		30% - 50%		50% - 75%		Above 75%	
Number	%	Number	%	Number	%	Number	%
194	22.32	273	31.42	243	27.96	159	18.30

Lowest Performing Learning Outcomes (LOs)

1 - Reads printed scripts on the classroom walls: poems, posters, charts etc. (46.21)

2 - Reads small texts with comprehension i.e., identifies main ideas, details, sequence and draws conclusions (51.68)